Book your subscription tickets

Once you have your subscription, you can book seats for each production when you know which performance suits you. Seats are subject to availability.

Screenshots show an example booking.

Buy a subscription: adelaiderep.com/become-a-subscriber/

1. Find the production

Go to adelaiderep.com/season/2027, choose a production and select **Book tickets**.

2. Sign in

On TicketSearch, select **Sign in** for member pricing. Enter the email address and password used to buy your subscription, then select **Log In**.

No password? Select **Forgot Password or No Password Set?** and follow the email instructions.

3. Open your subscription tickets

Select the person icon at the top right. Select **Orders**, then **Your Benefits**.

- Find the offer for your production: **2027 Single Membership** for a $95 subscription, or **2027 Double Membership** for a $190 subscription. Select **Redeem Now** beside it.
- Select **Buy Now** for the production.

To use the extra free ticket with a $190 subscription, choose **2027 Double Membership - Extra Ticket** instead, then choose a production.

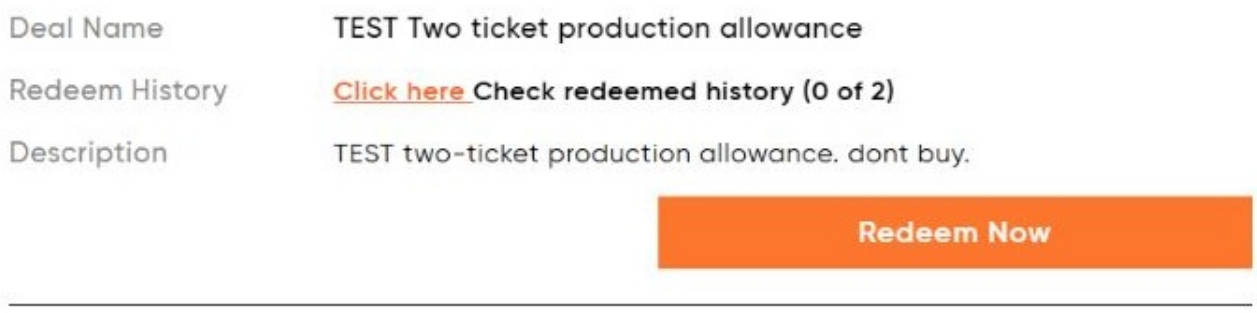

4. Choose a performance and seats

Under **Choose a Date**, select the date and time you want.

- Click a green circle on the seating map for each seat you want. A selected seat shows a tick. Click it again to remove it.
- Select **Click Here to Select Ticket Types**.

5. Choose the ticket types

Use the dropdown beside each seat to choose **Adult**, **Concession Card Holder** or **Student**, according to the person attending.

Each included ticket shows **$0.00** after its original price. If it does not, select **Go Back** and restart from **Your Benefits** using **Redeem Now**. If the price is still not $0.00, contact us before paying. **Subscriber Guest** is for an extra paid ticket.

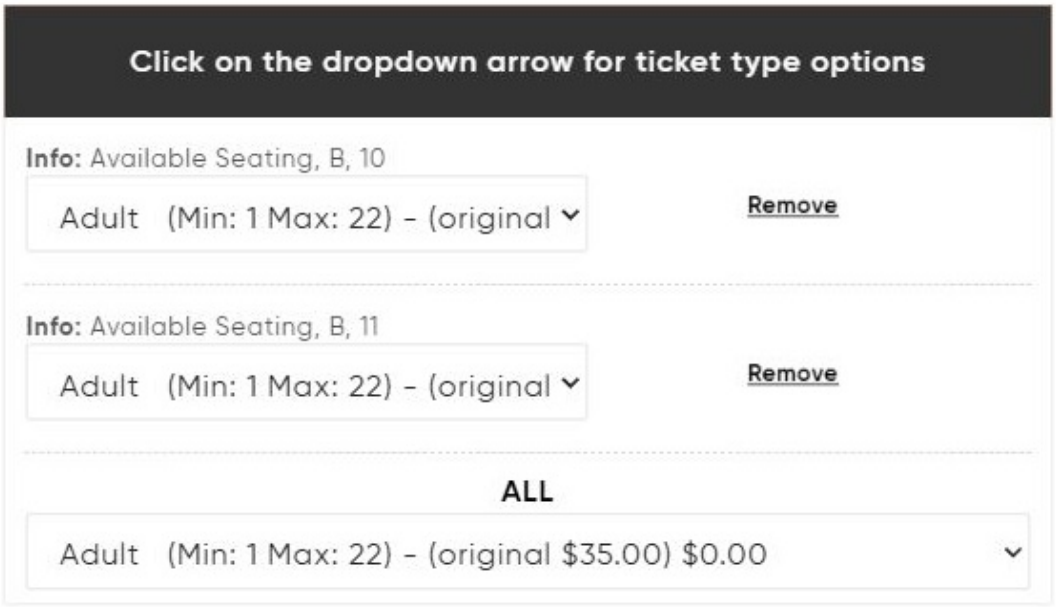

6. Add the tickets to your cart

Select **Continue**, then **Add to cart**. When the cart opens, select **Go to Checkout**.

7. Choose how to receive your tickets

Under **Patron Details**, check your name and email address, then select **Next**.

Under **Select Ticket Delivery Method**, select **eTicket** to receive your tickets as a PDF by email. Select **Next**.

8. Complete your booking

Under **Payment**, you do not need to enter a voucher number or card details for a $0.00 booking. Read the **Terms & Conditions**, tick the acknowledgement box, then select **Complete Order**.

Wait for the confirmation page. Your tickets are sent to your email address as a PDF. Save them on your phone or print them to bring to the theatre. Book your other productions when you are ready.

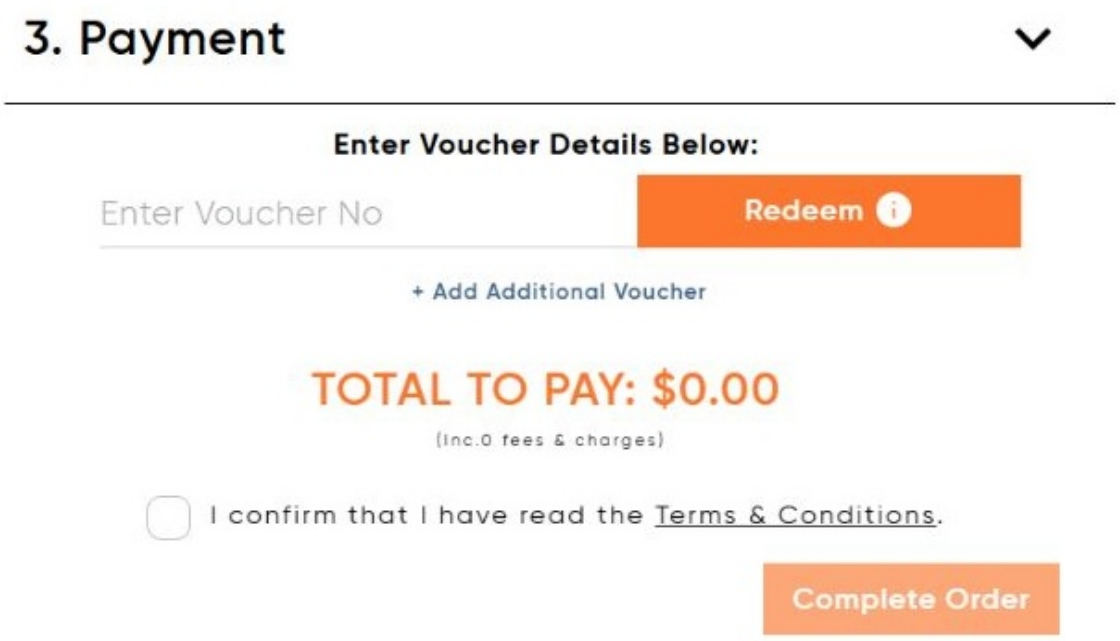

Need help?

For help with a subscription, a gift subscription or a missing confirmation, email us with your booking reference if you have one.

enquiries@adelaiderep.com